



St Benedict's
Sixth Form

MEDIA STUDIES A LEVEL TRANSITION PACK





St Benedict's Sixth Form

What is Media Studies?

Course Description

A Level Media Studies is a challenging and versatile subject, which works well with Photography, English and the Humanities subjects.

This two-year course offers a smooth progression from GCSE Media Studies but is also a viable option for students who haven't studied the subject before, providing the scope to develop critical thinking skills in all aspects of modern life.

One of the strengths of Media Studies is that it is constantly evolving. You study modern texts alongside historical counterparts to give context to our current media landscape

It is, therefore, relevant for a wide variety of careers and University courses.

The analytical skills gained are useful for areas such as English Language, Law or History, while the creative side of the course lends itself to journalism or advertising.

A-level Media Studies gives you the transferable skills for many future careers and experience that prepares you for your next career or academic stage.

Assessment

There are two Externally Assessed Examinations, which combined equate to 70% of the accreditation. Questions will focus on issues and debates in the media and the analysis of media products, demonstrating understanding of the contexts in which the products were created.

30% of the A Level is assessed through a Non-Examined unit, where students are expected to apply knowledge and understanding of theory and current debate, as well as demonstrate practical skills relating to a media format of their choice.



St Benedict's Sixth Form

RESEARCH LINKS

Resources

Want to get a head start for September? Have a look at these resources. You do not need to purchase anything now.

| | |
|-----------------------------|--|
| <p>BOOKS/ MAGAZINES</p> | <p>Empire Magazine https://www.empireonline.com/</p> <p>Media Theory for A Level: The Essential Revision Guide Paperback – available on Amazon Media Theory for A Level: The Essential Revision Guide: Amazon.co.uk: Dixon, Mark: 9780367145439: Books</p> <p>Eduqas Media Studies for A Level Year 1 & AS Paperback – available on Amazon WJEC/Eduqas Media Studies For A Level Year 1 and AS Student Book - Revised Edition: Amazon.co.uk: Bell, Christine, Johnson, Lucas: 9781913963286: Books</p> |
| <p>WEBSITES</p> | <p>The Guardian Media https://www.theguardian.com/uk/media</p> <p>Internet Movie Database https://www.imdb.com/</p> <p>Digital Spy https://www.digitalspy.com/</p> <p>Eduqas website https://www.eduqas.co.uk/qualifications/media-studies-as-a-level/#tab_overview</p> |
| <p>TV/YOUTUBE</p> | <p>The Media Insider - https://www.youtube.com/watch?v=qE-B_XkoAgQ</p> <p>Mrs Fisher Media Channel https://www.youtube.com/channel/UCUKrxp4BcJrGLzmqAhCjASg</p> <p>Intro to Media Literacy - https://youtu.be/AD7N-1Mj-DU</p> <p>Ken Loach top 5 films - https://www.youtube.com/watch?v=XtrRUfbMINI</p> <p>Intro to Photoshop - https://www.youtube.com/watch?v=pFyOznL9UvA&t=426s</p> |
| <p>SOCIAL MEDIA</p> | <p>One Perfect Shot - https://twitter.com/OnePerfectShot</p> <p>Marvel - https://twitter.com/Marvel</p> <p>Mr Royle Media - https://twitter.com/MrRoyle_Media</p> |



St Benedict's Sixth Form

Tasks

Below are two tasks to prepare you for your studies in September. Complete these to the best of your ability in your own words please do not copy and paste from other sources. On this course all work must be in your own words throughout.

Task 1: Moving Image Review - Understanding Media Language

Watch one of the films that will be a key case study for next year: **Black Panther (2018)** and then complete the task on the next page.



PRODUCT CONTEXT Black Panther is the 17th film in the 'Marvel Cinematic Universe', the highest-grossing film franchise in history. It was directed by Ryan Coogler (Creed) and released in February 2018. The film shows us the fictional African kingdom of Wakanda, which has avoided European colonisation and achieved a technological superiority through the use of a mineral called Vibranium. T'Challa (Chadwick Boseman) must fight a number of foes who oppose him becoming king after the death of his father. Black Panther (T'Challa) first appeared in Fantastic Four #62, released July 1966. The film was produced by Marvel Studios, a famous comic book brand that is also a subsidiary of the Walt Disney Company. Black Panther was extremely successful, broke records for the highest opening weekend in the USA, and also performed well globally. The film has grossed well over \$1 billion worldwide, with 48% in non-US countries. It was also one of the only superhero films to be nominated for a 'Best Picture' Academy Award. It won three Oscars for Costume, Production Design, and Original Soundtrack.



St Benedict's Sixth Form

Task: choose a five minute sequence from the film. Analyse how the sequence has been constructed. Consider - what has been used and WHY.

For help on media terms visit the Cameron Lisney's guide to camerawork and editing
<https://www.youtube.com/watch?v=BLphGwLR2U>

| | |
|------------|--|
| Camerawork | |
| Editing | |
| Lighting | |
| Sound | |
| Costumes | |

EXTENSION: RESEARCH THE MARVEL FRANCHISE AND CHOOSE ANOTHER FILM TO WATCH.



St Benedict's Sixth Form

Task 2: Practical Filming

Practical work accounts for 30% of the course, and effective camerawork, both video and still, is a vital part of this work. Getting as much practice in this over the summer will provide valuable experience in developing these skills. You can use either a camera or your phone for this work, (although if you do use your phone, you should be shooting in landscape).

1. Go to the following page, familiarise yourself with the different types of shot, and practice shooting them <http://www.mediaknowall.com/camangles.html>
2. To develop your compositional skills a little further, read the information on the following page, and try to practice some;
<http://www.mediaknowall.com/camerause.html>
3. Now look at the following information on the Rule of Thirds and see if you can use this to develop your compositional skills further. <http://digital-photography-school.com/ruleof-thirds>
4. Finally, find stills from existing films that show as many of these different camera techniques as you can. **Upload these into a PowerPoint presentation, and write captions for each shot, describing the shot and the story/narrative.** If you want to use your own images for this you can.

Here is an example








<https://www.slideshare.net/jadajadajingjing/camera-shots-and-types-16470256>




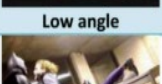


I will ask you to upload examples of photos and videos to Microsoft Teams for assessment upon your return.



St Benedict's Sixth Form

GLOSSARY

| Camera Shots | |
|--|--|
|  <p>Establishing Shot</p> | Tells the audience where we are; establishes a location. For example, a shot of an office building or restaurant. |
|  <p>Long shot</p> | Shows entire body of a character, shows background/location. |
|  <p>Mid/medium shot</p> | Shows torso and some background. |
|  <p>Close-up</p> | Head and shoulders, usually used to draw focus to a specific character or object. |
|  <p>Extreme Close-up</p> | A specific facial feature fills the frame to ensure the audience focuses on that facial feature and the characters emotion/reaction. |
|  <p>Point-of-view shot</p> | Helps us to see the action from a character's viewpoint and thus empathise with them. |
|  | Two characters fill the frame. |

| Camera Angles | |
|---|--|
|  <p>Eye-level</p> | The audience is at the same height/level as the actors/characters. |
|  <p>High angle</p> | The camera is higher than most of the actors, and looks down on a character/actor. This can show the audience difference in height, power, etc. |
|  <p>Low angle</p> | The camera is lower than most of the actors, and looks up on a character/actor. This can show the audience difference in height, power, etc. |
|  <p>Canted angle</p> | The camera is at an awkward angle to show the audience something is "off" in the scene. To make the audience feel uneasy, confused, or build tension in a scene. |
|  <p>Birds-eye View (Aerial)</p> | The view from high above, as if you were looking from the perspective of a bird. |
|  <p>Worms-eye View</p> | As if the camera was on the ground, and you were looking through the eyes of an insect/worm from the ground. |